

Southern Christmas Tree Association



Annual Meeting

Monroe, Louisiana
September 16th-17th, 2006

Southern Christmas Tree Association 2006 Officers and Directors

President

Bentley Curry, Curry's Christmas Tree Farm
548 Robinson Drive, Rayville, LA 71269
318-728-6203 email: bentleycurry@aol.com

Senior Vice President

Tommy McDaniel, Ole McDaniel C'mas Tree Farm
Rt. 1 Box 157F, Sallis, MS 39160
662-289-1081

Vice President

Ray Gilbert, Gilbert Christmas Tree Farm
1230 County Road 296 Lanett, AL 36863
334-499-4007 email: raygilbert@mindspring.com

Executive Secretary—Business Office

Michael May, Lazy Acres Plantation, LLC
596 Lazy Acres Road, Chunky, MS 39323
601-655-8263 email: lazyacresfarm@hotmail.com

Parliamentarian

Paul Beavers, Beavers Christmas Tree Farm
10101 Bradford Trafford Road, Trafford, AL 35172
205-681-4494 email: beaverstreefarm@bellsouth.net

National Director

Steve Mannhard, Fish River Trees
13982 Wood Haven Dairy Rd E., Summerdale, AL 36580
251-988-8114 email: fishrivertrees@gulfnet.com

Auger Transporter
CTE Mfg.
551 Stauffer Rd.
Lititz, PA 17543
717-627-7071
ctebowser@hotmail.com
Augered holes provide the best growing environment for your transplants. Units come with a Powdercoat finish and Carbide-edged teeth & bits on the augers.

www.christmas-tree-equipment.com

ALABAMA DIRECTORS

Cary Walker, Pine Hill Farm
538 Pine Hill Circle, Tarrant, AL 35217
205-841-6766
email: walker42342@msn.com

William Gandy, Gandy's Tree Farm
18783 Union Rd., Vance, AL 35490
205-553-6305
email: gandytreefarm@aol.com

Dr. Ken Tilt, Auburn University
420 Joy Drive, Auburn, AL 36830
334-844-5484
email: ktilt@acesag.auburn.edu

LOUISIANA DIRECTORS

Karen Porter, Porter's Trees
61004 N. Military Rd, Slidell, LA 70461
985-641-4321
email: kporter@bellsouth.net

Jim King, King's Christmas Tree Farm
26800 James King, Hammond, LA 70403
225-567-9670
email: jking@i-55.com

Dr. Don Reed, Louisiana State University
4419 Idlewild Rd, Clinton, LA 70722
225-683-5891
email: dreed@agctr.lsu.edu

MISSISSIPPI DIRECTORS

Bill Brake, K&B Farm
300 Alliston Farm Pl., Florence, MS 39073
601-845-3085
email: kb farms2000@aol.com

Larry Massey, Rosebud C'mas Tree Farm
5819 Gunter Rd., Walnut Grove, MS 39189
601-253-2285
email: massey_larry@hotmail.com

Dr. Stephen Dicke, Mississippi State Univ.
1320 Seven Spgs. Rd, Raymond, MS 39154
601-857-2284
email: steved@ext.msstate.edu

YEAR	PRESIDENT	MEMBERSHIP	ANNUAL MEETING
2005	Paul Beavers (AL)	76	Birmingham, AL
2006	Bentley Curry (LA)	62	Monroe, LA
2007	Tommy McDaniel (MS)		Meridian, MS

Growing since 1985!

BYRON LAKEVIEW NURSERY LLC *Mighty Fine Liners'*

*Book in advance for
on time delivery.*

LINERS

	3" Pot	4 1/4" Pot
'Leyland Cypress'	\$.70	\$1.25
'Murray Cypress'	\$.70	
'Carolina Sapphire'	\$.90	
'Blue Ice'	\$.90	
'Silver Smoke'	\$.90	
Arborvitae 'Green Giant'	\$.70	
Cryptomeria 'Yoshino'.....	\$.80	

- Call and book in advance to assure on time delivery-
- Other woody ornamentals available; call for current availability-
- We ship UPS or motor freight at cost with no packing charge-
- Or pick up at nursery boxed or in trays-

Call: 1-800-717-2362

Member of: 'Georgia Christmas Tree Association' 'Southern Nurserymen's Association' 'Georgia Green Industry Association'
'North Carolina Association of Nurserymen' 'Southern Christmas Tree Association' 'South Carolina Nursery & Landscape Association'
2149 Lakeview Road, Byron, Georgia 31008 (478)956-2362 Fax# (478)956-3832



Don't settle for less than the Original rebar stand system. Tim Mitchell's, since 1950.

COMPLETE RETAIL LOT SUPPLIES

Stands, Balers, Netting, Flocking, Disposal Bags, Preservative and more. Tree drills available for rent with option to buy.



Call for FREE video and catalog! 800-394-6536

6457 E. Exeter, Scottsdale, Az 85251 fax (602)778-9899 www.TimMitchellsYuleStand.com

YULETIDE TREE GIFT PROGRAM

The National Christmas Tree Association has been approached by Yuletide Gift Tree, Inc. about a program that will:

- Supply discount cards to Christmas Tree Growers for the Growers/retailers to give to their Customers – this is at no charge to the grower or the association.
- The idea is to add value to the Real Trees (once a consumer buys the tree, he gets a coupon to help him put more presents under it)
- It also has potential to be a huge Cause Marketing campaign – the program gives money to the Salvation Army and the Christmas SPIRIT Foundation. He proposes that Yuletide will:
 1. Pay 2 ½ cents to the State/Regional Association for each card distributed by its members/participants
 2. Donate 2 ½ cents to the Salvation Army for each card distributed nationally
 3. Pay ½ cent per card distributed nationally to NCTA
 4. Donate ½ cent per card distributed nationally to the Christmas SPIRIT Foundation

Yuletide's plan is to contract individually with each state/regional association and work with that association to contact the members/participants from that state. This would be a State Association program, tied together the National association.

The cards are:

- Approximately 17 inches tall by 6 ½ inches wide. They will be made of a "plastic" weather-proof material.
- We would have input into the design of the front of the card for our state/regional association. It could have our logo on it, positive Real Tree messages, and the Salvation Army logo.
- The back of all cards would be identical – same stores, etc. (Stores include Sears, Toys R Us, Foot Locker, Bed, Bath & Beyond, Hallmark, Radio Shack, Crate & Barrel, JC Penny, Blockbuster Video, TJ Max, Neiman Marcus, Best Buy – 37 total) There is an early version of a mock up of the card at: <http://www.christmastree.org/yuletide.cfm>. (you may want to print this to show your board.)
- The cards offer Real Tree customers a discount on a one-time purchase at each of the stores represented. The card is perforated so when the customer wants to use a card for one store, he detaches that portion of the card, the store employee scans it and keeps that portion of the card.
- Offers will vary, but it is anticipated that most will offer a 10% discount on a one-time purchase (multiple items).

We can decide whether we want our portion of the program to be open to members-only or to any grower in the state. Members-only might increase membership... allowing non-members to participate might increase participation and our income (we still get the 2 ½ cents)

Our members/participants will need to sign up for the program and estimate the number of cards needed. They will also need to report the actual number of cards distributed at the end of the season.

Yuletide will ship the cards directly to the participants (growers). (No charge to growers or the Association)

If a grower signs up for the program and sells wholesale trees to other retailers, that grower will need to ship the cards along with each order. In this case, the retailer will NOT need to report the number distributed – that will be done by the participating member of the State Association.

There will be some extra cards printed, but in order to be sure each member gets what they need, they need to sign up during the "sign up window" (anticipated to be between "very soon" and July 17)

The goal is to distribute 40 million cards nationally.

Participants may order cards for, and distribute with the sale of wreaths made from Real Christmas Tree greenery.

Promotion will focus on Real Trees (not wreaths).

The number of cards available for distribution with wreaths may be limited if we get orders for cards near the 40 million mark.

The spirit of the program is to distribute one card per customer, so we should order based on the anticipated number of customers... (For example, if we know that we sell 400 wreaths to Real tree customers and 200 to people who buy only the wreath, then we should order cards for all tree sales plus 200 extra for wreath-only sales.)

EVANS

CHRISTMAS PRODUCTS

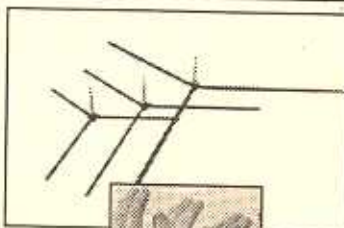
A division of Evans & Company, Inc.

7930 Zeigler Blvd
Mobile, AL 36608

Keep the tradition alive!



Evans Pin Stand System



New! Atlas® Gloves

- Tree Colorant, tree netting
- Flock, Flock equipment
- Tree Stands, water bowls
- Advertising, tags, banners, signs
- Bamboo, tree stakes, taper products
- Shearing equipment, shearing knives
- Pruner, Loppers, Shears
- Wreath Clamps, clamp machines, bows.

1-800-832-4521

(call for free catalog)

251-633-6008 • Fax: 251-633-6840

You can now order on line:
www.evanschristmas.com
or evansandcompanyinc.com

TEN
YEAR
WARRANTY

CINCO
IN REPAIRING THE PINE

MADE IN
USA



STOP BY AND VISIT WITH OUR VENDORS.
LET THEM KNOW THAT WE APPRECIATE THEIR
SUPPORT OF OUR ASSOCIATION!

BASS TREES AND SUPPLY, INC.

TIM MITCHELL'S YULE STANDS

THE MILLS COMPANY

**THE
CAMPBELL
CO.**



P.O. Box 780
Wautoma, WI 54982

**WHOLESALE PRODUCT CATALOG
FOR CHRISTMAS TREE GROWERS
AND RETAILERS**

Sell More Trees and Increase Profits!

Planting Production Supplies, Display Systems,
Tags, Banners, Tree Removal Bags,
Tree Shakers, Balers, Tree Preservative, Tree Stands,
Wreath Making Supplies & More

Call or write to receive our **FREE** Catalogs

1-800-242-2019

www.thecampbellcompany.com

Budget Report
1/1/06 Through 12/31/06

Category Description	1/1/06 Actual	- Budget	12/31/06 Difference
INCOME			
Annual Meeting Income:			
Auction	621.50	0.00	621.50
Exhibitors	300.00	0.00	300.00
Registration	5,404.00	0.00	5,404.00
Annual Meeting Income-Other	0.00	3,000.00	-3,000.00
TOTAL Annual Meeting Income	6,325.50	3,000.00	3,325.50
Interest Inc	85.25	50.00	35.25
Magazine Income:			
Christmas Tree News	154.00	0.00	154.00
Christmas Trees Magazine	340.00	0.00	340.00
Magazine Income-Other	0.00	450.00	-450.00
TOTAL Magazine Income	494.00	450.00	44.00
Membership dues:			
2006	5,900.00	6,000.00	-100.00
Tip Contribution	1,160.00	1,200.00	-40.00
TOTAL Membership dues	7,060.00	7,200.00	-140.00
Misc	0.01	0.00	0.01
Newsletter Ads	1,766.75	1,800.00	-33.25
Spring workshop income:			
AL	110.00	0.00	110.00
Spring workshop income-Other	0.00	500.00	-500.00
TOTAL Spring workshop income	110.00	500.00	-390.00
Voluntary Contributions	84.00	50.00	34.00
TOTAL INCOME	15,925.51	13,050.00	2,875.51
EXPENSES			
Annual Meeting Expense:			
Farm expense	70.00	0.00	-70.00
Meals	2,314.35	0.00	-2,314.35
Print And Copy	157.91	0.00	-157.91
Tree Contest	19.91	0.00	-19.91
Annual Meeting Expense-Other	0.00	2,000.00	2,000.00
TOTAL Annual Meeting Expense	2,562.17	2,000.00	-562.17
Bank Charges	14.00	50.00	36.00
Business Office:			
Contract	2,999.97	4,000.00	1,000.03
Insurance	131.00	100.00	-31.00
Office Supplies	41.90	200.00	158.10
Print and Copy	0.00	100.00	100.00
Telephone	403.75	600.00	196.25
TOTAL Business Office	3,576.62	5,000.00	1,423.38
Director's meetings	50.00	200.00	150.00
Internet	188.91	250.00	61.09
Magazine:			
Christmas Tree Newspaper	154.00	0.00	-154.00
Magazine-Other	357.00	450.00	93.00
TOTAL Magazine	511.00	450.00	-61.00
Misc Exp	50.00	0.00	-50.00
NCTA TIP Contribution	1,160.00	1,200.00	40.00
Newsletter Expense	181.86	700.00	518.14
Postage and UPS	205.11	700.00	494.89
Spring workshop expenses:			
AL	169.73	0.00	-169.73
Spring workshop expenses-Other	0.00	500.00	500.00
TOTAL Spring workshop expenses	169.73	500.00	330.27
Travel	0.00	2,000.00	2,000.00
Uncategorized Expenses	0.00	0.00	0.00
TOTAL EXPENSES	8,669.40	13,050.00	4,380.60
TOTAL INCOME - EXPENSES	7,256.11	0.00	7,256.11

Account balance
as of 9/13/06
is \$13,138.18

2006 ANNUAL MEETING

Friday, September 15th, 2006

Holiday Inn—Monroe, LA

- 12:00 p.m. Exhibitor setup begins—Holiday Inn, Rampart room
7:00 p.m. Board of Directors Dinner — (Dutch treat, meet in lobby at 6:45 p.m.)
8:45 p.m. Board of Directors meeting — Holiday Inn, St. Charles room

Saturday, September 16th, 2006

New Orleans room—Holiday Inn—Monroe, LA

- 7:30 a.m. Registration and Exhibits open
- 8:00 a.m. Registration of Christmas trees for contest (*Tommy McDaniel—Chairman*)
- 8:45 a.m. Welcome and opening comments *Bentley Curry, SCTA President*
Dr. Mike Buchart, LA Dept. of Ag. And Forestry
- 9:30 a.m. Break - Visit Vendors and vote on Christmas trees
- 9:45 a.m. Disease Dynamics, Identification and Possible Remedies
Chris Meador, PhD Pathology, Syngenta Corporation Pathologist
- 10:45 a.m. Vegetation Identification and Control
Dr. Ron Strahan, LSU Turf and Ornamental Specialist
- 12:00 p.m. Lunch
- 1:00 p.m. Farm Beautification and Landscaping
Denise Cummings, Louisiana State University
- 2:00 p.m. Break - Visit Vendors
- 2:15 p.m. Grower to Grower Marketing Ideas
Steve Mannhard, Michael May, Gray and Mollie Anderson
- 3:15 p.m. SCTA Business Meeting
- 7:00 p.m. Banquet
Note: There will be an auction at the conclusion of the banquet to raise funds for the SCTA. Everyone please bring an item that can be included in the auction.

Sunday, September 17th, 2006
Curry Farms, Inc.—Rayville, LA

- 8:30 a.m. Worship Service at Farm
9:00 a.m. Welcome to Curry Farms, Inc.—*Bentley and Sandy Curry*
9:15 a.m. Walking / Wagon ride Tour of Farm
11:30 a.m. Lunch at farm
-

NOTES



FIRST PIONEER INSURANCE AGENCY, INC.

NATIONAL CHRISTMAS TREE
ASSOCIATION
WORKERS' COMP PROGRAM

- * Competitive Rates
- * Fully Insured Workers' Compensation Program



Visit our website

WWW.PIONEERINSURANCE.COM



FIRST PIONEER INSURANCE AGENCY, INC.

PO Box 941, Southern Pines, NC 28388

Phone (800) 547-1495 Fax (910) 944-6088

Email: agency@pioneerinsurance.com www.pioneerinsurance.com



OFFERING A LIABILITY PROGRAM
FOR CHOOSE & CUT
AND RETAIL LOTS

Optional Coverage for Pumpkins
U-Pick and Corn Mazes




Call for a Quote

Available in Most States

SWIHART Sales Company - Mist Sprayers -

We offer a complete line of low volume mist blowers.



Excellent for spraying: Christmas trees, vegetables, vineyards, orchards, nurseries livestock, mosquitoes, etc.



American Made



Motor Models available



For free brochure contact:

Swihart Sales Co.

7542 County Road 44, Quaker, VA 22752

785-754-3513 or

800-864-4595

www.swihart-sales.com

Leyland Cypress

Faster Growth—Higher Quality
More Salable Trees per Acre

Two sizes of Leylands:

- Liner—the economy size (4" pot) . . . \$1.15
- Gallon—well worth the extra cost . . . \$2.00

Notabilis, Ovensii, Carolina Sapphire
Blue Ice, Silver Dust and other species
(Liners, \$1.50; gallons, \$2.50)

Prices are FOB Christmas Forest
Minimum order = \$100.00

Gallon = nurseryman's gallon

Liner = 1/4 of a nurseryman's gallon (4" pot)

25% deposit required with orders

Can be shipped UPS (partial bareroot)

Christmas Forest

www.southerntrees.com/cforest/

23696 Old Scenic Hwy.

Zachary, Louisiana 70791

(225) 654-8007

(225) 978-0719

SCTA

Encouraging the production and sale of quality, southern grown Christmas trees.

Membership Report:

Alabama.....	12
Louisiana.....	26
Mississippi.....	24
Total.....	62



MAY ALL YOUR CHRISTMASSES BE GREEN.

Texas SuperTree Nursery
800-642-2264



WHEN YOU SHEAR, SHEAR WITH A SAJE



- Reduce shearing costs by 50%.
- Automatic shut-off switch for safety.
- Double reciprocating, self-sharpening, 95" blades.
- Provides symmetrical and conical shape EVERY time.
- Easily handled by almost ANY operator with no experience.
- Longer (1 1/4"), wider (1 1/4") opening teeth for better feeding of foliage being cut.
- Engine mounted on backpack frame for lateral balance to eliminate arm fatigue and minimize body fatigue.
- Operator has convenient control of engine speed.
- Air-cooled, two stroke, single cylinder engine (24cc) is quiet and smooth running.
- Engine mounted on backpack frame with flexible drive shaft running to gearbox mounted on blades.
- Blades hang at preset taper with full range control.
- Backpack padded top and bottom, shoulder straps and belt.
- Total weight of pack and blades approx. 38 lbs.

Our new Model HS695 SAJE Shear with 2:1 gear box gives a better cut and increased blade life.

BASS TREES & SUPPLY, INC.

551 Delancy-Robbins Road - Columbia, MS 39429
Easy for you to order - call 1-800-530-7218

We have a complete line of supplies for you:
Shearing Knives, Hand
Pruners, Saws,
Flagging, Chemicals,
Tip Moth Monitoring
Traps, Tree Stakers,
Tags, Bamboo Stakes,
Tree Stands, Wreath
Supplies, Tree Bags and
Quantity discounts on
Greenzit & Kirk
Colorant, also a full line
of Netting.









SCTA 2006 MEMBERSHIP LIST

NAME	ADDRESS	PHONE/FAX	EMAIL/WEBSITE
Beavers , Paul Carolyn BEAVERS CHRISTMAS TREE FARM	10093 Bradford Trafford Rd. Trafford , AL 35172	205-681-4494 205-681-4494	beaverstreefarm@bellsouth.net www.beaverschristmastree...
Brown , George Trish VALLEY C'MAS TREE PLANTATION	482 St. Claire Lane Huntsville , AL 35811	256-851-9375	gbrown1@hiwaay.net www.valleychristmastree.com
Gandy , William Katie GANDY'S TREE FARM	18783 Union Rd. Vance , AL 35490	205-553-6305	gandytreefarm@aol.com
Gilbert , Ray Joan GILBERT CHRISTMAS TREE FARM	1230 County Road 296 Lanett , AL 36863	334 499-4007	raygilbert@mindspring.com www.gilberttreefarm.com
Graves , Ben Betty PROMISE LAND FARM	15025 Highway 231 S Cottonwood , AL 36320		
Mannhard , Steve FISH RIVER TREES, INC.	13982 Wood Haven Dairy Rd. E. Summerdale , AL 36580	251-988-8114	fishrivertrees@gulftel.com www.fishrivertrees.com
Porter , Dennis PORTER'S CHRISTMAS TREE FARM	1201 Lamon Chapel Road Jasper , AL 35503	205-387-1429	
Schwerman , Roger SCHWERMAN C'MAS TREE PLANT.	7854 Walsingham Rd. Huntsville , AL 35802	256-882-6155	rdsbaron@aol.com xmastreefarm.org
Thornhill , Webb Joy THORNHILL FARM	15107 Ala. Hwy. 71 Pisgah , AL 35765	256-451-3640	jthornhill@farmerstel.com
Tilt , Ken AUBURN UNIVERSITY	420 Joy Drive Auburn , AL 36830		
Wadsworth , Frank Lucie WADSWORTH C'MAS TREE FARM	3266 Trotters Trail Wetumpka , AL 36093	334-567-6308	drflivingston@aol.com
Walker , Cary Carlene PINE HILL FARMS	536 Pine Hill Circle Tarrant , AL 35217	205-841-6766	walker42342@msn.com pinehillfarms.com
<hr/>			
Anderson , Gray Mollie GRANT C'MAS TREE FARM INC.	17030 Hwy 10 Pitkin , LA 70656	318-634-3408 318-634-3408	anderson-castle@excite.com grantchristmastreefarm.com
Beavers , Lewis Elaine BEAVERS CHRISTMAS TREE FARM	2237 Hwy 563 Simsboro , LA 71275	318-247-8238 318-368-4455	leabea@msn.com
Bennett , Barton Andrea CHRISTMAS FOREST	8313 O'Hara Ct. Baton Rouge , LA 70806	225-654-0144 225-927-2017	bart@southerntrees.com www.southerntrees.com/cf...
Cox , James Marcia TWO ROOSTERS FARM	3333 Turner Road Ethel , LA 70730	225-683-9706	mjcox9@aol.com
Crowder , Mitchell Elaine CROWDER'S CHRISTMAS TREE FARM	26110 Juban Road Denham Springs , LA 70726	225-665-8726	mecfarms@bellsouth.net
Curry , Bentley Sandy CURRY'S CHRISTMAS TREE FARM	548 Robinson Drive Rayville , LA 71269...	318-728-6203 318-728-5554	bentleycurry@aol.com www.curryfarms.net

NAME	ADDRESS	PHONE/FAX	EMAIL/WEBSITE
Gernon , Clarke SHADY POND TREE FARM, L.L.C.	P.O. Box 896 Pearl River , LA 70452	985-863-5569 985-863-3314	cjg@cgernon.com www.cgernon.com/sptf
Gersch, Joe GERSCH CHRISTMAS TREES	29400 Ruby Purvis Rd Independence, LA, 70443	985-878-6223	joegersch@yahoo.com
Gulino, Sr. , Richard TREELAND	1921 W. Gause Blvd. Slidell , LA 70460	985-641-0249 985-781-2188	nfo@treelandchristmastrees... www.treelandchristma...
Hebert , A. J. Nathalie HEBERT'S CHRISTMAS TREE FARM	130 A.J. Lane Hackberry , LA 70645	318-762-4732	
Horton, Johnny Melissa SANDY CREEK FARM AND RANCH	1208 Gladway Road Quitman, LA 71268	318-395-8450	jhorton09@bellsouth.net
King , Jim Samantha KING'S CHRISTMAS TREE FARM	26800 James King Rd Hammond , LA 70403	225-567-9670 225-567-9670	jking@i-55.com
Latiolais , Thomas Linda ROCK'N T'S CHRISTMAS TREES	21151 Debbie Lane Denham Springs , LA 70726	225-667-2709	choctaw202@cox.net
Matthew , Art Sherry TIGER BRANCH CHRISTMAS TREES	130 Carrollton Ave Metairie , LA 70005	985-893-5520 504-831-1422	tigerxmas@aol.com
McGee, Robert MCGEE PROPERTIES, LLC	1828 Crepe Myrtle Lane Baton Rouge, LA 70810	225-744-4059	robertmcgee@cox.net
Milton , Monroe Melinda MONROE MILTON	1605 Hwy 457 Lecompte , LA 71346	318-442-0565	monroe@manchac.com
Peairs , Ricky Lisa WINDY HILLS FARM	8380 Hwy 963 Ethel , LA 70730	225-683-6828 225-683-4278	windyhillsfarm@bellsouth.net windy-hills-farm.com
Pepper , Joe Grace PEPPER CHRISTMAS TREE FARM	2181 Hwy 557 West Monroe , LA 71292	318-387-5172	
Porter , James Karen PORTER'S CHRISTMAS TREE FARM	61004 North Military Rd Slidell , LA 70461	985-641-4321	kfporter@bellsouth.net
Potts , Marie MARIE'S TREES	1010 Doty Road Ferriday , LA 71334	318-757-4911	mpotts@cpsbla.us
Puckett , Charles Pat PUCKETT TREE FARM	23 Rosewood Drv. Monroe , LA 71203	318-343-1545	
Pulliam , Reginald Jo Ann KRINGLEWOOD C'MAS TREE	9110 Greenwell Spg. Pt. Hudson Zachary , LA 70791	225-658-4999 225-658-5247	kringlewood@bellsouth.net
Rawls , Don Barbara PRECIOUS MEMORIES FARM, LLC	455 Glen Acres Rd Calhoun , LA 71225	318-396-5113	stovep30@aol.com
Reed , Don LSU AG CENTER	4419 Idlewild Road Clinton , LA 70722	225-683-5891	dreed@agctr.lsu.edu
Vincent , Lloyd Lena VINCENT'S CHRISTMAS TREE FARM	17015 W. Hwy 700 Kaplan , La 70548	337-643-6380	
Weaver , Mark WEAVER'S CHRISTMAS TREE FARM	2995 Jolly Napier Rd Shreveport , LA 71119	318-636-6101	mweaver3@sport.rr.com

NAME	ADDRESS	PHONE/FAX	EMAIL/WEBSITE
Acosta , Al Lo CHILDRENS C'MAS TREE FOREST	177 Wind-N-Oaks Rd Carriere , MS 39426	504-682-3315	al1lo2@datastar.net www.childrentreeforest.com
Avery , Mack Jackie AVERY'S CHRISTMAS TREES	180 Oscar Bond Rd Purvis , MS 39475	601-794-2307	
Bass , Wesley Ginny BASS TREES & SUPPLY, INC.	551 Delancey Robbins Rd Columbia , MS 39429	601-731-7661 601-736-2231	basstree@netdoor.com
Brake , Bill Kim K&B FARM	300 Alliston Farm Place Florence , MS 39073	601-845-3085	kbfarms2000@aol.com
Dicke , Stephen CENTRAL MS R & E CENTER	1320 Seven Springs Road Raymond , MS 39154	601-857-2284 601-857-2358	steved@ext.msstate.edu msucares.com
Doles , Mullins Norma MERRY CHRISTMAS TREE FARM	1890 Getwell Rd. N. Nesbit , MS 38651	662-429-9462	naomitrees@aol.com www.merrychristmastreefa...
Eddy , Bob LaRose EDDY'S CHRISTMAS TREE FARM	6813 Oahu Court Diamondhead , MS 39525	601-736-1313	saeddy@netdoor.com
Foster, Mike Martha CEDAR HILL FARM	008 Love Road Hernando, MS 38632	662-429-2540	robertfoster@cedarhfarm.com www.cedarhfarm.com
Gray , David Vera GRAY'S TREE FARM	60206 Hatley-Detroit Rd Amory , MS 38821	662-256-1537	graystreefarm@aol.com
Hardy , Chip Mitzi HIPPIE HOLLOW TREE FARM	518 Muggie Hill Road Courtland , MS 38620	601-563-1449	hardy@mde.k12.ms.us
Hartzog , Pete Joan HOLLY TREE FARM	1201 Ferguson Mill Rd. Silver Creek , MS 39663	601-886-7747	hollytree89farm@hotmail.
Holowach , Jim Mary TIMBERLAND FOREST PRODUCTS	502 County Rd 1349 Tupelo , MS 38804	662-840-8707	jholowach@dixie-net.com
Kushla , John MSU Forestry	P.O. Box 1690 Verona , MS 38879	662-566-2201	JKKushla@ext.msstate.edu
Marolt , Mike Debra PINE MOUNTAIN TREE FARM	43 Waukomis Lake Rd. Corinth , MS 38834	662-286-8157	
Massey , Larry ROSEBUD C'MAS TREE PLANTATION	5819 Gunter Rd. Walnut Grove , MS 39189	601-253-2285 601-253-2285	massey_larry@hotmail.com
McDaniel , Tommy Jo Nell OLE MCDANIEL C'MAS TREE FARM	Route 1 box 157F Sallis , MS 39160	662-289-1081	
Moseley, Ben Jane SANTA'S CHOICE	355 Hwy 469 N. Florence, MS 39073	601-845-2084	
Pigott , Terry Sherry CHRISTMAS MEMORIES TREE FARM	1098 Northwood Dr. Summit , MS 39666	601 276-3300 601 684-1925	pigott@telapex.com
Richardson , William Connie MR. BILL'S TREE FARM	4156 Church Rd Magnolia , MS 39652	601-783-6466 601-783-6258	
Shearer, Bob SHEARER'S TREES	216 McMahon Road Purvis, MS 39475	601-264-3445	
Smith , Roger SMITH'S CHRISTMAS TREES	793 Sanford Rd. Moselle , MS 39459	601-582-2642	smithtre@bellsouth.net

DIRECTIONS TO CURRY FARMS

Directions	Distance
Total Est. Time: 20 minutes Total Est. Distance: 16.72 miles	
START 1: Start out going WEST on MARTIN LUTHER KING JR DR / US-165 toward HARVESTER DR.	0.3 miles
 2: Turn RIGHT onto HARVESTER DR.	<0.1 miles
 3: Turn RIGHT onto US-165 S / MARTIN LUTHER KING JR DR.	0.4 miles
 4: Merge onto I-20 E toward VICKSBURG / MONROE AIRPORT.	13.1 miles
 5: Take the LA-133 exit- EXIT 132- toward START / COLUMBIA.	0.3 miles
 6: Keep RIGHT at the fork to go on LA-133.	1.3 miles
 7: Turn LEFT onto ROBINSON DR.	1.0 miles
END 8: End at 548 Robinson Dr Rayville, LA 71269-7506, US	

Total Est. Time: 20 minutes Total Est. Distance: 16.72 miles

